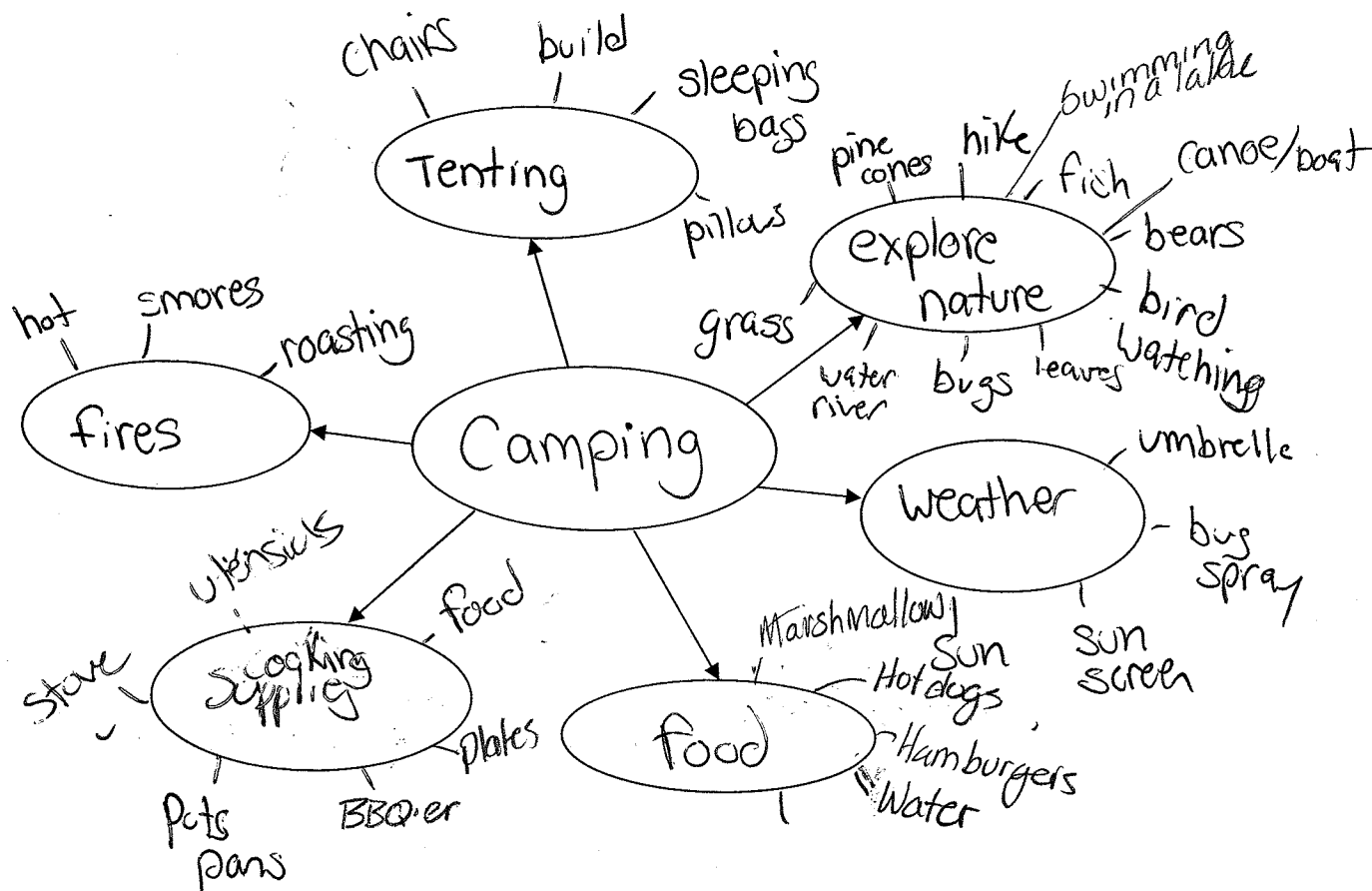


Lethbridge College
Centre For Health, Justice And Human Services
Early Childhood Education

Play Area Planning
ECE 1162 – Creative Experiences I

Your topic is chosen from the children's interests. Include as many concepts (ideas) about this topic on your web as possible. When you have finished brainstorming ideas, circle or highlight the four concepts you have chosen for your play area.

Some ideas to prompt thoughts on your topic: consider the "Who, What, When, Where, Why, Kinds" of your topic. Consider "What can the children learn about the topic?"



Activity Ideas For Web Concepts

Brainstorm 30 activity ideas in total with a minimum of 5 activity ideas for each of four concepts.

Concept #1	Concept #2	Concept #3	Concept #4
Tent	Fire	Nature	cooking supplies

- | | | | |
|---|---|--|----------------------------------|
| 1. dramatic play in tent
+ campsite | 1. create a fire art collage | 1. nature in sand table | 1. washing dishes in water table |
| 2. build tent structure
with blocks | 2. painting with red + yellow | 2. grass, pine cones collage or
rubbing | 2. dramatic play camp cooking |
| 3. campsite felt board | 3. build fire with sticks | 3. collage camping images | 3. make pancakes |
| 4. manipulate rope/tie knots | 4. dramatic play smore
making | 4. paint a branch | 4. roast hotdogs |
| 5. make beds/lay out
sleeping bags. | 5. manipulate logs to
build a fire | 5. nature as paintbrush | 5. make smores |
| 6. books about tents
and campsites | 6. reading books
about campfires
or smores | 6. fishing in water table | 6. books about
camp cookout |
| 7. use popsicle sticks
and fabric scraps
+ make mini tent | 7. use blocks
and tissue paper
to make fire | 7. wildlife puppets/play | 7. have/set up
picnic |
| | 8. paint with
marshmallows | 8. books about bears | |
| | | 9. Worms in dirt sensory
activity | |

CURRICULUM MAP

RT

*Shelter making *grass, pine cone etc collage
 *fire tissue paper collage camping stickers/photo collage.
 red+yellow paint mixing *collaborative branch painting
 paint with marshmallows natural paint brushes

HOUSEKEEPING

DRAMATIC PLAY

tenting picnic
 make beds/sleeping area
 make smores
 camp cookout

SAND

Nature objects ex pine cones, rocks etc.
 playing with worms in dirt

WATER

fishing
 washing cooking dishes

MUSIC

campfire songs

SCIENCE

OTHER ACTIVITY (eg. Field Trip):

BLOCKS

build tent/shelter

MANIPULATIVES

rope/knots
 build a fire with sticks + logs
 sticks + tissue paper fire

WOODWORKING

COOKING

make smores
 pancakes
 hot dogs roasting

GROSS MOTOR

MATH

LANGUAGE ARTS

Campsite felt board story
 read camping books with tents
 books about campfires
 wildlife puppetry
 wildlife books
 camp cook books

Curriculum Area Art Topic Camping Dates Implemented _____ Book List (attach)

List the four activities that will be available in your play area.

- collaborative branch painting
- red, yellow, orange and brown tissue paper collage
- popsicle stick, sticks, fabric structure building
- painting with pinecones, leaves, sticks, grass and rocks.

2. What are the hands-on activities that the children will do? For example, pouring, sifting, building.

- glueing
- cutting
- painting
- taping
- building
- ripping
- arrange / sort materials
- pincer + palmer grasping materials
- squeeze / scrunch paper
- pouring



What materials will you need? Be specific! Include a list of the titles and authors of the books you will use (this could be a printout from the library with the books you've chosen highlighted.)

- large branch (fillable) - easel
- red, orange, yellow, green and brown paint - play area board
- paint brushes assorted sizes - paint containers
- assorted sponges - baskets
- red, yellow, orange tissue paper
- brown construction paper - table cloth or brown paper cover
- white + stick glue
- scissors x 4 - assorted colored construction paper (large)
- popsicle sticks
- wooden sticks (assorted sizes)
- assorted felt and fabrics - newsprint
- tape - 2 tables
- string (assorted)
- pinecones, leaves, grass, rocks - 6-8 chairs
- center piece

4. Rationale. Why have you chosen this play area? Explain how it relates to the children's needs, abilities, expressed interests and past experiences. Be specific!

For this in-class assignment, it is not necessary to complete this.

books see attached list.



A₁ | e₂

5. How many children will be able to use the play area at one time?

6-10 children

up to 8 @ the tables
and 2 easels

6. Where in the room will the play area be placed? What space and materials (for example tables, chairs, etc.) will you need?

art center

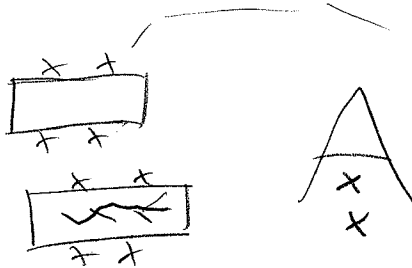
2 tables

8 chairs

2 stools

easel

display board



7. What limits are there for the children in the environment as they play in this area?

- Keep materials in the art section
- respect peers space and property

8. **DEVELOPMENTAL OBJECTIVES.** Write three (3) developmental objectives, written from the adult professional perspective, for each developmental area.

Use the following stem and write your objectives in point form.

THE CHILDREN WILL BE ABLE TO:

SOCIAL

- discuss their camping experiences
- work collaboratively on branch painting
- take turns with materials
- successfully participate in a group setting
- cooperate with peers

PHYSICAL

- use pincer grasp to pick up tissue paper and hold paint brushes
- use palmer grasp to hold pinecones and rocks
- use fine motor control to rip and place tissue paper

INTELLECTUAL (including Language Development)

- Compare what they have created to what they have seen in real life
- Recall a past camping experience/memory.
- Learn vocabulary related to camping (ie: campfire/bonfire, chop, roast, etc.)

CREATIVE

- Tell a story related to their art work.
- Use provided materials in a unique way
- explore different ways in which they can manipulate materials to create an artwork.

EMOTIONAL

- Take pride in their independence when they are able to squeeze the glue bottles on their own.
- Feel satisfaction when they have completed their art.
- Master the art of glueing objects to their paper.

9. Write 6 to 8 open-ended questions you could ask to initiate and extend play.

1. What animals can you find when you're camping?
2. Have you ever been camping? What was your favourite part?
3. I wonder what we can do with the materials at the easel?
4. What do you think would happen if you put the pinecone in paint and rolled it on the paper?
5. What do people eat when they're camping?
6. Can you think of another way to paint without using a paint brush?

10. What changes in your plan will you make, or what ideas did you gain, as a result of consulting with your supervising staff member or College Instructor?